

## Series 6, Washer dryer, 7/4 kg WKD28543GB



**With AutoDry: reliably washes your laundry and gently dries it to exactly the degree of dryness you want.**

- **7/4 kg load capacity:** wash 7 kg, dry 4 kg.
- **AutoDry:** automatically dries to your preferred level of dryness.
- **Sportswear:** ideal for washing and drying textiles like microfibre, functional fibres and synthetics.
- **Quiet Wash:** special wash programme which reduces the spin speed for a quieter environment.
- **Super Quick 15':** Quick wash cycle, washes up to 2 kg of laundry in just 15 min.

WMZ2200 Floor securing component  
WMZ2380 Extension for cold water inlet /Aquastop

Energy Efficiency Class Wash/Dry cycle(Regulation): .....E  
Energy Efficiency Class Eco 40-60 programme (Regulation): ..... E  
Weighted energy consumption in kWh per 100 full Wash/Dry cycle: 266 kWh  
Weighted energy consumption in kWh per 100 washing cycles of eco 40-60 programme: ..... 77 kWh  
Maximum capacity in kg in a Wash/Dry cycle: ..... 4.0  
Maximum capacity in kg in a wash cycle: ..... 7.0  
The water consumption of the full wash and dry cycle in liters per cycle: ..... 68 l  
The water consumption of the eco programme in liters per cycle: 44 l  
Duration of the full wash and dry cycle in hours and mins at rated capacity: ..... 5:30 h  
Duration of eco 40-60 programme in hours and mins at rated capacity: ..... 2:50 h  
Spin-drying efficiency class of eco 40-60 programme: ..... B  
Airborne acoustical noise emissions : ..... 72 dB(A) re 1pW  
Airborne acoustical noise emission class: ..... A  
Built-in / Free-standing: ..... Built-in  
Removable top: ..... No  
Door hinge: ..... Left  
Length electrical supply cord: ..... 220.0 cm  
Dimensions of the product: ..... 820x595x584 mm  
Net weight: ..... 82.1 kg  
Drum volume: ..... 52 l  
EAN code: ..... 4242005418374



## Series 6, Washer dryer, 7/4 kg WKD28543GB

**With AutoDry: reliably washes your laundry and gently dries it to exactly the degree of dryness you want.**

### Performance

- Energy Efficiency Class Wash and Dry<sup>1</sup>: E
- Energy Efficiency Class Washing<sup>2</sup>: E
- Energy<sup>3</sup> / Water<sup>4</sup> Wash and Dry: 266 kWh / 68 litres
- Energy<sup>5</sup> / Water<sup>6</sup> Washing: 77 kWh / 44 litres
- Load capacity Wash and Dry / Washing: 1 - 4 kg / 1 - 7 kg
- Programme duration<sup>7</sup> Wash and Dry / Washing: 5:30 h:min / 2:50 h:min
- Spin drying efficiency class: EU19\_spin efficiency class: B
- Spin speed<sup>\*\*</sup>: 600 - 1355 rpm
- Noise level: 72 dB (A) re 1 pW
- Noise efficiency class: A

### Programmes/functions

- Special programmes: 30°C, 40°C, 60°C, cold wash option, Intensive, Prewash, Quick, Night Wash, Mixed Load, Sportswear, Super Quick 15, rinsing/spinning, fluff clean, Drain / Spin, Allergy +, Handwash/Wool, 40°C, Wool Programme, Delicates 30°C, 40°C, Cold, Delicate / Silk
- Special programme - drying: fluff removal cycle

### Key features

- Buttons: Start, Spin speed reduction, Change, menu, drying time, Temperature selection and 24 hour Ready in Start time delay

### Additional features

- AquaStop: Bosch home appliance with lifetime warranty against water damage\*
- Large display for programme progress indication, temperature, spin speed, time remaining and 24 hours time delay, and indication of drying level
- Fully electronic control dial for all wash and special programmes
- Autodry function, Timed drying programmes
- AquaSpa wash system
- ActiveWater Plus: for highly efficient use of water even with smaller loads thanks to automatic load detection.
- Foam detection system
- Safeguard monitoring system adjusts load distribution and programme settings to protect clothes
- Buzzer to indicate the end of cycle
- Child lock
- White door with 180° opening door
- Left hinged door
- Metal door catch
- Reload facility

### Technical Information

- adjustable base height: 16.5 cm
- adjustable base depth: 6.5 cm
- Dimensions (H X W X D): 82 x 59.5 x 56 cm
- Height adjustment with cardanDrive
- Fully integrated

<sup>1 2</sup> Scale of Energy Efficiency Classes from A to G

<sup>3</sup> Energy consumption in kWh per 100 complete cycles (in Eco 40-60 programme)

<sup>4</sup> Water consumption in litres per complete cycle (in Eco 40-60 programme)

<sup>5</sup> Energy consumption in kWh per 100 washing cycles (in Eco 40-60 programme)

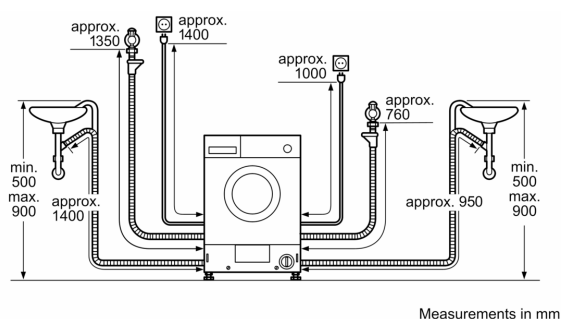
<sup>6</sup> Weighted water consumption in litres per washing cycle (in Eco 40-60 programme)

<sup>7</sup> Duration of Eco 40-60 programme, Wash and Dry cycle / Wash only cycle

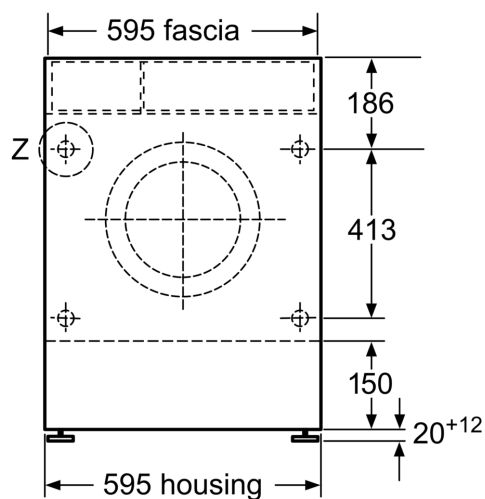
<sup>\*\*</sup> Values are rounded.

\* Please find warranty terms under the additional warranties section of our website.

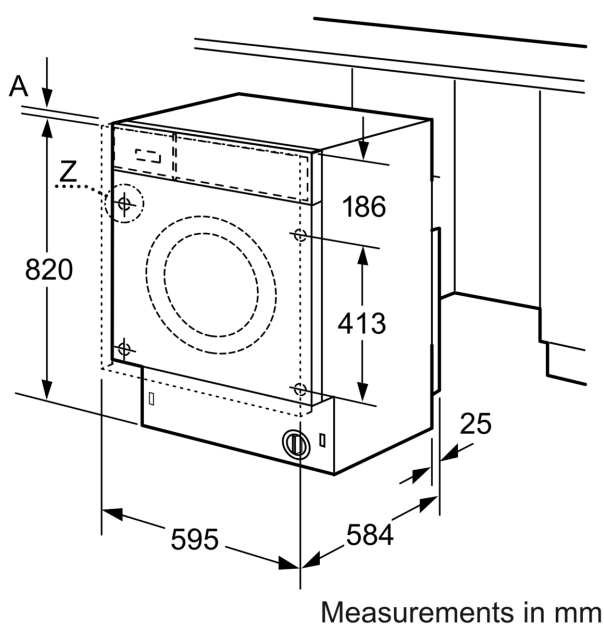
## Series 6, Washer dryer, 7/4 kg WKD28543GB



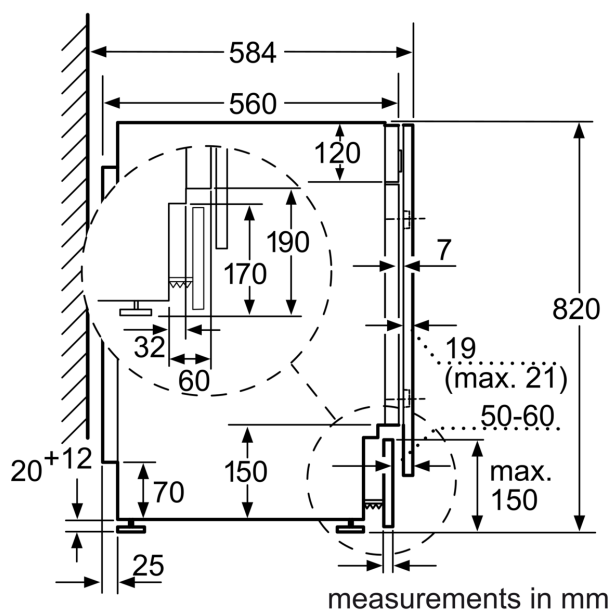
Measurements in mm



Measurements in mm

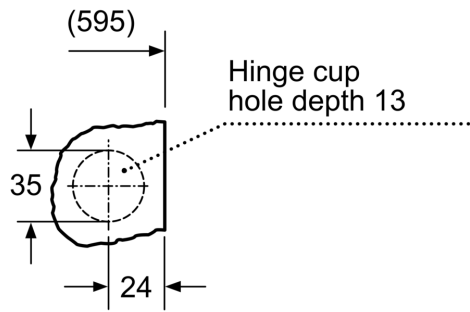


Measurements in mm



measurements in mm

Z detail



Measurements in mm