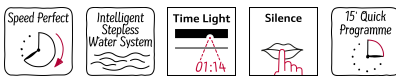


## BUILT-IN WASHING MACHINE, 8 KG, 1400 RPM W544BX2GB



The extremely quiet and durable built-in washing machine with 8 kg load capacity, special short cycles, stain removal programmes and TimeLight.

- ✓ Speed Perfect – Optimal washing results in up to 65% less time.
- ✓ Intelligent Stepless Water System – Smart sensors reduce use of water.
- ✓ Time Light – the remaining programme time is projected onto the floor.
- ✓ Silence – the programme that runs especially quietly. Ideal for easy-care laundry.
- ✓ Super Quick 15': Washes, rinses, and spins in just 15 minutes.

Energy Efficiency Class: ..... C  
 Weighted energy consumption in kWh per 100 washing cycles of eco 40-60 programme: ..... 62 kWh  
 Maximum capacity in kg: ..... 8.0 kg  
 The water consumption of the eco programme in liters per cycle: 45 l  
 Duration of eco 40-60 programme in hours and mins at rated capacity: ..... 3:26 h  
 Spin-drying efficiency class of eco 40-60 programme: ..... B  
 Airborne acoustical noise emission class: ..... A  
 Airborne acoustical noise emissions : ..... 66 dB(A) re 1pW  
 Built-in / Free-standing: ..... Built-in  
 Dimensions of the product: ..... 818 x 596 x 544 mm  
 Net weight: ..... 76.3 kg  
 Connection Rating: ..... 2300 W  
 Fuse protection: ..... 10 A  
 Voltage: ..... 220-240 V  
 Frequency: ..... 50 Hz  
 Length electrical supply cord: ..... 210.0 cm  
 Door hinge: ..... Left  
 Wheels: ..... No  
 EAN code: ..... 4242004267690  
 Installation typology: ..... Full-integrated



4 242004 267690

WMZ2381 Extension for cold water inlet /AquaStop  
 Z7080X0 Accessory  
 Z8060X1 Height-adjustable feet

## BUILT-IN WASHING MACHINE, 8 KG, 1400 RPM W544BX2GB

### Performance

- Energy Efficiency Class<sup>1</sup>: C
- Energy<sup>2</sup> / Water<sup>3</sup>: 62 kWh / 45 litres
- Load capacity: 1 - 8 kg
- Programme duration<sup>4</sup>: 3:26 h:min
- Spin drying efficiency class: B
- Spin speed<sup>\*\*</sup>: 400 - 1400 rpm
- Noise level: 66 dB (A) re 1 pW
- Noise efficiency class: A
- Fully integratable

### Programmes/functions

- Special programmes: Drain / Spin, Shirts, Stain - butter/oil, Stain - Red wine, Stain - Tomatoes, Mixed Load, Super Quick 15/30, Quiet wash, Drum clean with reminder, Single rinse, wool/handwash, Standard cold - 40°C

### Key features

- Touch control buttons: Prewash, Ready in, Temperature, SpeedPerfect, start/pause with reload function, Extra Rinse, Spin speed reduction

### Additional features

- Reload Function – lets you add items even after the programme has started.
- Large display for programme progress indication, temperature, spin speed, remaining time, 24 hours end time delay and load recommendation
- TimeLight – The time remaining in the program is projected onto the floor.
- EcoSilence Drive
- Eco Silence drive with 10 year warranty
- AquaStop: Neff home appliance with lifetime warranty against water damage
- Intelligent Water System - optimised water consumption during washing cycle
- Drum clean with reminder function
- Continuous automatic load adjustment system
- Foam detection system
- Safeguard monitoring system adjusts load distribution
- Noise insulation: bottom cover
- AntiVibration Design - for more stability and quietness
- Detergent dispensing: easy clean
- Divider for Liquid Detergent
- Buzzer to indicate the end of cycle
- Large white door with 130° opening and 30 cm porthole
- Furniture door is reversible
- Metal door catch

### Technical Information

- adjustable base height: 15 cm
- adjustable base depth: 6.5 cm
- Dimensions (H X W X D): 81.8 x 59.6 x 57.4 cm
- Height adjustment with Cardan drive

<sup>1</sup> Scale of Energy Efficiency Classes from A to G

<sup>2</sup> Energy consumption in kWh per 100 cycles (in programme Eco 40-60)

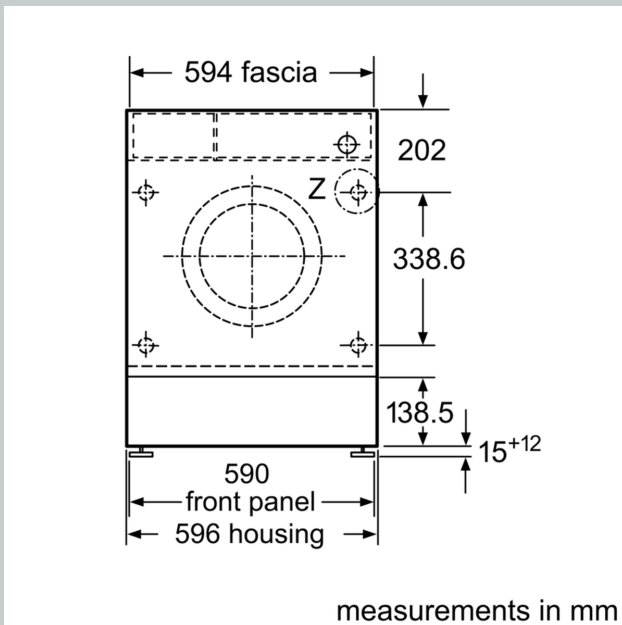
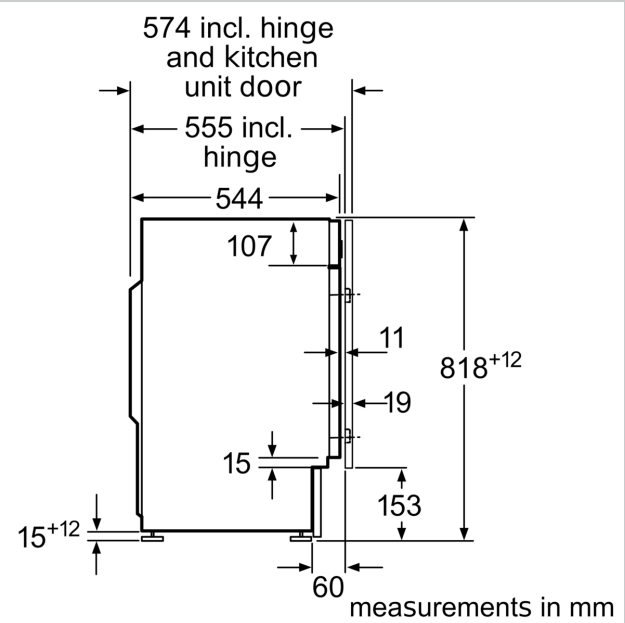
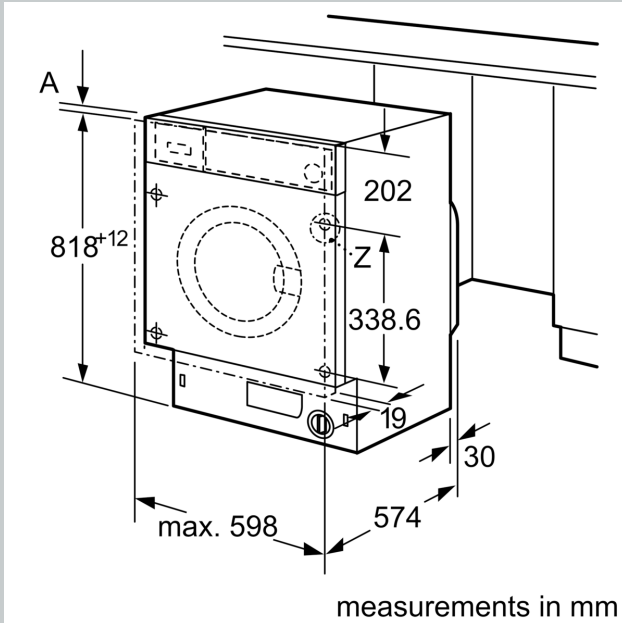
<sup>3</sup> Weighted water consumption in litres per cycle (in programme Eco 40-60)

<sup>4</sup> Duration of Eco 40-60 programme

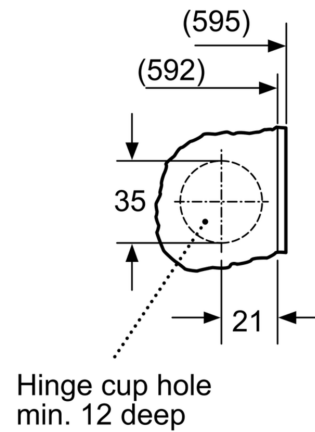
<sup>\*\*</sup> Values are rounded.

\* Please find warranty terms under the additional warranties section of our website.

BUILT-IN WASHING MACHINE, 8 KG, 1400 RPM  
W544BX2GB



Z detail



measurements in mm