

iQ300, Wall-mounted cooker hood, 60 cm, clear glass black printed, Black
LC67KFN60B



LZ10BXK61	Chimney extension 1000 mm
LZ10BXL61	Chimney extension 1500 mm
LZ11KKB16	Clean Air Plus odor filter (replacement)
LZ11KKI16	Clean Air Plus recirculation kit
LZ11KKV16	Clean Air Plus recirc. kit (chimless)

The Inclined Hood with high performant iQdrive motor and intelligent hood automatic for an automatically odor-and noisefree kitchen.

- ✓ iQdrive motor - The quiet, high-performance motor ensures efficient removal of odours and steam.
- ✓ iQdrive motor keeps your kitchen quiet and vapour free.
- ✓ cookConnect – Use your hob to control your extractor hood's power level and lighting.
- ✓ voiceControl – Control hood functions and lighting using your voice.
- ✓ Home Connect – The app that makes your hood work smarter.

Typology: Wall-mounted
Length electrical supply cord: 130.0 cm
Height of the chimney: 420-663/457-750 mm
Height of the appliance: 320 mm
Minimum distance above an electric hob: 450 mm
Minimum distance above a gas hob: 650 mm
Weight: 11.9 kg
Control panel: Electronic
Number of speed settings: 3-stages + intensive setting
Maximum output air extraction: 431 m³/h
Boost position output recirculating: 687 m³/h
Maximum output recirculating air: 427 m³/h
Boost position air extraction: 768 m³/h
Maximum Air flow: 431 m³/h
Number of lights: 2
Noise level: 56 dB(A) re 1pW
Diameter of air outlet: 150 mm
Grease filter material: Washable aluminium
EAN code: 4242003938423
Connection Rating: 140 W
Fuse protection: 10 A
Nominal power: 220-240 V
Frequency: 50; 60 Hz
Plug type: GB plug
Installation type: Wall-mounted



iQ300, Wall-mounted cooker hood, 60 cm, clear glass black printed, Black LC67KFN60B

Design:

- Angled design
- wall-mounted
- Black glass
- Suitable for ducted and re-circulating operation
- In recirculation operation chimless use possible
- For recirculation operation Clean Air Plus recirculation kit (accessory) needed.

Core Features:

- Efficient BLDC motor
- 2 PC, LED, 3W, with Colour temperature adjustable
- softLight with dimmer function : the lighting elements switch on and off smoothly.
- softLight with dimmer function : the brightness of the lighting elements can be adjusted.
- Colour Temperature: 3500 K
- Light Intensity: 502 lux
- 2 capture areas: front side and bottom side
- 2 metal grease filter(s).

Comfort Features:

- 3 x power levels plus intensive setting
- Automatic reset from intensive to normal setting after 6 min
- Automatic after running (10 minutes)

Digital Features:

- Home Connect: operate, monitor and set preferences of your hood via smartphone or tablet (only in countries where Home Connect service is available)
- cookConnect hob based hood control: automatically activates the hood when cooking, thanks to the WiFi connection of hood and suitable hob.
- based on hob-hood connection: Hood automatically adapts fan speed thanks to hob continuously providing cooking data (with matching hob and connected Home Connect account)
- fully automatic hood
- Voice Control enabled via popular voice assistants (only in countries where this service is available)
- Performance Profiles: choose between standard, performance or silence profiles to increase the extraction rate or reduce the fan noise via Home Connect App
- LED light with adjustable light temperature: Allows you to adapt the light temperature to your personal needs via Home Connect App
- Saturation indicator, set and reset function for grease filter and odor filter available via Home Connect app.
- After run function: available via Home Connect App
- Interval function: available via Home Connect App
- The Home Connect functionality can be extended by integrating numerous applications from external cooperation partners (partnerships)

- Updateable appliance (available with connected Home Connect account): keep appliance always up to date with latest status of software.

Cleaning Comfort:

- Large opening angle of the glass plate with locking function for an easy filter accessibility and easy cleaning.
- Easy to clean smooth surfaces and materials.
- Steel filter cover dishwasher-safe

Performance Exhaust:

- According to EN 61591 and EN/ IEC 60704-2-13 your appliance can achieve the following values in exhaust mode: Speed 1: extraction rate 223 m3/h; noise level 39 dB (A) re1pW Speed 2: extraction rate 319 m3/h; noise level 48 dB (A) re1pW Speed 3: extraction rate 431 m3/h; noise level 56 dB (A) re1pW Intensive 1: extraction rate 768 m3/h; noise level 68 dB (A) re1pW
- Energy Efficiency Class: A+ (at a range of energy efficiency classes from A+++ to D)
- Average Energy Consumption: 31.7 kWh/year*
- Blower Efficiency Class: A*
- Lighting Efficiency Class: A*
- Grease Filtering Efficiency Class: C*

Performance Recirculation:

- According to EN 61591 and EN/ IEC 60704-2-13 your appliance can achieve the following values in recirculation mode with Clean Air plus recirculation kit, for installation with chimney (available as optional accessory): Speed 1: extraction rate 208 m3/h; noise level 47 dB (A) re1pW Speed 2: extraction rate 309 m3/h; noise level 54 dB (A) re1pW Speed 3: extraction rate 429 m3/h; noise level 62 dB (A) re1pW Intensive Speed 1: extraction rate 724 m3/h; noise level 74 dB (A) re1pW)

Technical Information and Sustainability:

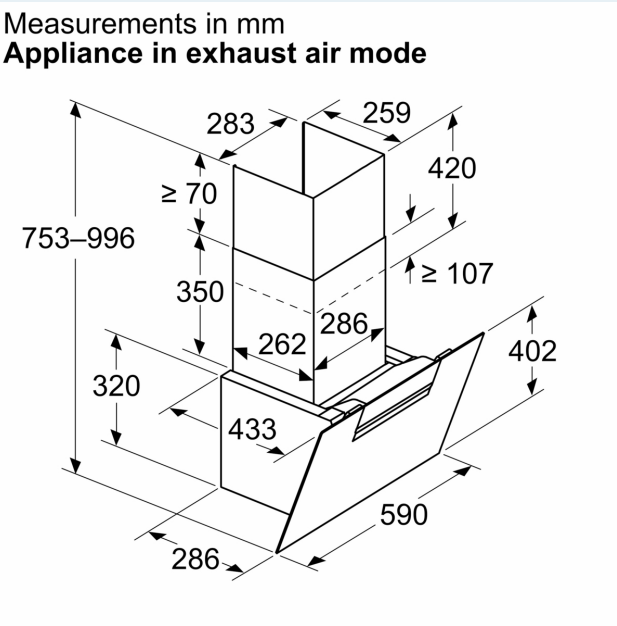
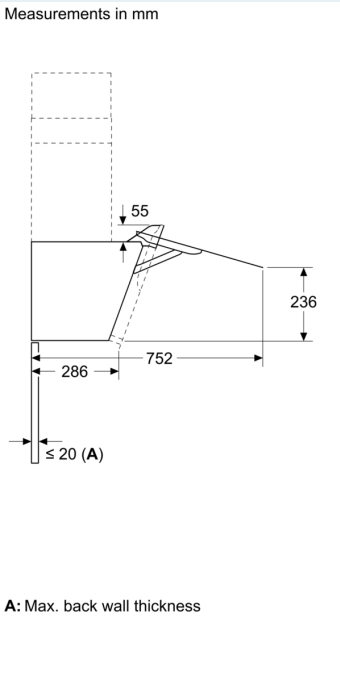
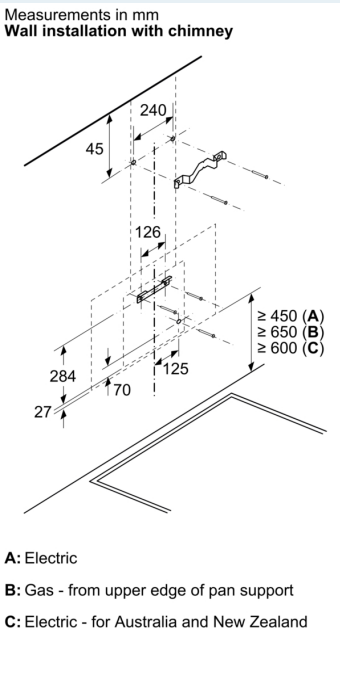
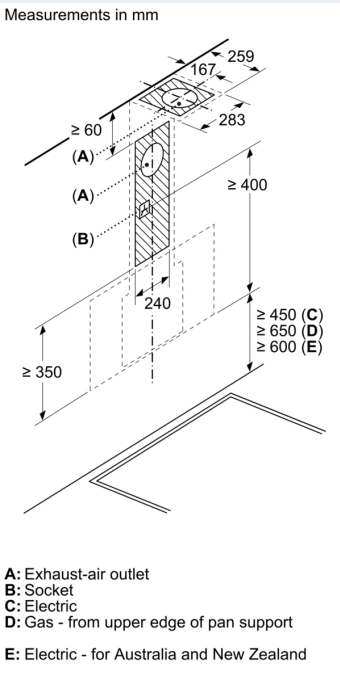
- Consumption data:
- Voltage: Nominal voltage: 220 - 240 V
- Power rating: 140 W
- Sustainability:
- Made in Germany: produced at a CO2 neutral production site
- Environmentally friendly packaging
- Most efficient blower technology available on the market

Planning and Installation Information:

- Dimensions exhaust air (HxWxD): 753-996 x 590 x 433 mm
- Dimensions recirculating (HxWxD): 790-1083 x 590 x 433 mm
- Dimensions recirculating installation, chimless (HxWxD): 360 mm x 590 mm
- x 433 mm
- Diameter pipe Ø 150 mm (Ø 150 mm enclosed)
- Electrical cable length 1.3 m
- According to EN 61591 and EN/ IEC 60704-2-13 your appliance can achieve the following values in recirculation mode with Clean Air

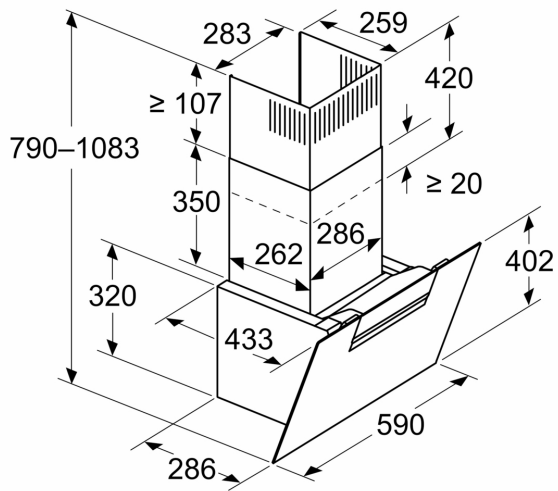
plus recirculation kit, for chimless installation (available as optional accessory): Speed 1: extraction rate 210 m3/h ; noise level 46 dB (A) re1pW Speed 2: extraction rate 300 m3/h ; noise level 54 dB (A) re1pW Speed 3: extraction rate 427 m3/h ; noise level 64 dB (A) re1pW Intensive Speed 1: extraction rate 687 m3/h ; noise level 76 dB (A) re1pW	

iQ300, Wall-mounted cooker hood, 60 cm, clear glass black printed, Black
LC67KFN60B

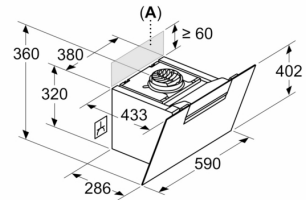


Measurements in mm

Appliance in circulated air mode



Measurements in mm
Appliance in circulated air mode without duct



Socket can be fitted to the side of or above the appliance

A: Socket only outside the marked area