

N 90, BUILT-IN FULLY AUTOMATIC COFFEE  
MACHINE, GRAPHITE-GREY, REMOVABLE WATER  
TANK  
CL4TT11G0



- ✓ Premium 6.8" Full Touch TFT Display - Easy to use and intuitive interface for maximum comfort and control.
- ✓ Coffee World - brew international coffee specialties in the comfort of your own kitchen.
- ✓ Aroma Select - an aroma profile to match your defined palate.
- ✓ Auto Milk Clean - say goodbye to worry and work and hello to a clean system after every drink.
- ✓ Home Connect – Discover smart home appliances that make everyday life easier

Built-in / Free-standing: ..... Built-in  
 Frothing nozzle: ..... No  
 Display: ..... No  
 Water protection system: ..... No  
 Portion sizes: ..... All cups  
 Dimensions: ..... 455x594x385 mm  
 Dimensions of the packed product (HxWxD): . 540 x 560 x 670 mm  
 Min. required niche size for installation (HxWxD): .449 x 558 x 376 mm  
 EAN code: .....4242004263647  
 Fuse protection: .....10 A  
 Voltage: .....220-240 V  
 Frequency: ..... 50/60 Hz  
 Plug type: .....Gardy plug w/ earthing



N 90, BUILT-IN FULLY AUTOMATIC COFFEE  
MACHINE, GRAPHITE-GREY, REMOVABLE WATER  
TANK  
CL4TTM60

#### Flavour

- warm milk, milk froth and hot water function
- aromaSelect – 3 different aroma profiles (mild-balanced-distinctive)
- adjustable milk ratio for classic milk-mix beverages
- intelligent strength adjustment – adaptive coffee management based on strength and size
- aromaDouble Shot – less bitterness in large beverages due to two brewing processes

#### Convenience

- Favorites: save up to 30 personalised beverages
- automatic milk amount detection - suitable for included container, 1 liter milk carton or your individual container
- coffee pot function
- height adjustable beverage outlet (up to 15 cm (max) high glasses )
- OneTouch DoubleCup - get two cups at a touch of a button
- 2.4 l removable water tank

#### Performance

- ceramDrive – high-quality grinder made of wear-resistant ceramic
- water pump with 19 bar pressure

#### Hygiene

- autoMilk Clean – automatic steam cleaning after every drink
- calc'nClean – combined descaling and cleaning program for less effort
- removable brewing unit – for easy and hygienic cleaning
- dishwasher-proof: beverage outlet, drip tray and drip pans
- automatic reminder for cleaning, descaling or water filter change

#### Home Connect

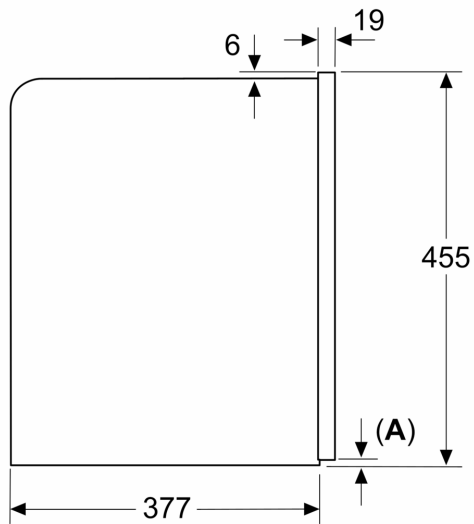
- remote control – operate your appliance from everywhere
- additional coffee know-how
- software update – always the newest software status
- online support
- Security: Security is of top priority at Home Connect. The Home Connect app has been tested and certified by TÜV IT. And the encrypted data transfer via Home Connect protocol protects against unauthorised access.
- integrated 0,7 l milk container
- 500 g bean container with aroma protection lid
- illuminated coffee outlet, stage and interior
- adjustable grinding degree (multi-level)
- child lock

#### Accessories

- included accessories: 1 x test strip
- Separately available accessories: cleaning tablets (00311969), descaling tablets (00311974), BRITA Intenza water filter (17000705, 17000706), care set for fully-automatic espresso makers (00312014)

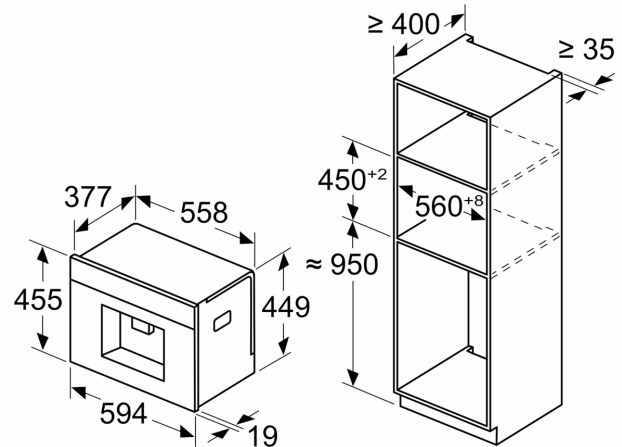
N 90, BUILT-IN FULLY AUTOMATIC COFFEE  
MACHINE, GRAPHITE-GREY, REMOVABLE WATER  
TANK  
CL4TT11G0

Measurements in mm



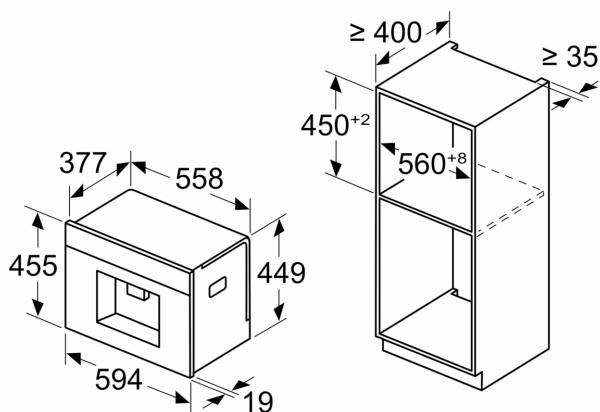
A: 7.5 mm

Measurements in mm



Bean and water containers are removed from  
the front  
Recommended installation height  
950–1450 mm

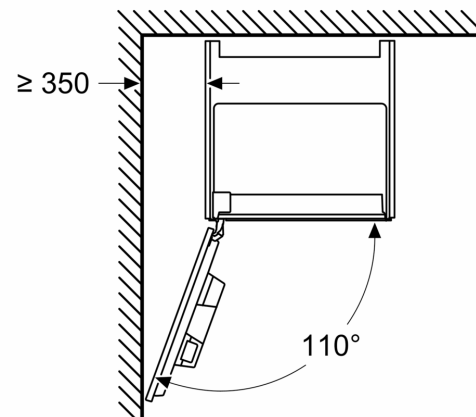
Measurements in mm



Bean and water containers are removed from  
the front  
Recommended installation height  
950–1450 mm

Measurements in mm

**Left corner installation**



If using the 92° hinge limiter, the min. distance  
to the wall is only 100 mm

Measurements in mm

