

N 90, BUILT-IN OVEN WITH STEAM FUNCTION, 60 X 60 CM, FLEX DESIGN B69FY5CX0



*Twist Pad Flex© sold separately



Included accessories

- 1 x enamel baking tray
- 1 x grid
- 1 x universal pan size XL
- 1 x sponge punched
- 1 x steam container unpunched size M
- 1 x air fry & grill tray

Optional accessories

Z11CR10X0 Baking and roasting grid (standard), Z9060AY0 (SC)FlexDesign AG 60 Oven 60, Z9060BY0 (SC)FlexDesign BB 60 Oven 60, Z9060DY0 (SC)FlexDesign DB 60 Oven 60, Z9060MY0 (SC)FlexDesign MS 60 Oven 60, Z9075AY0 SC FlexDesign AG 75 WD 14 + 60, Z9075BY0 SC FlexDesign BB 75 WD 14 + 60, Z9075DY0 SC FlexDesign DB 75 WD 14 + 60, Z9075MY0 SC FlexDesign MS 75 WD 14 + 60, Z9098AY0 SC FlexDesign AG 98 60 + MW 38, Z9098BY0 SC FlexDesign BB 98 60 + MW 38, Z9098DY0 SC FlexDesign DB 98 60 + MW 38, Z9098MY0 SC FlexDesign MS 98 60 + MW 38, Z9105AY0 SC FlexDesign AG 105 60 + 45, Z9105BY0 SC FlexDesign BB 105 60 + 45, Z9105DY0 SC FlexDesign DB 105 60 + 45, Z9105MY0 SC FlexDesign MS 105 60 + 45, Z912AAY0 SC FlexDesign AG 120 WD14 + 60 + 45, Z912ABY0 SC FlexDesign BB 120 WD14 + 60 + 45, Z912ADY0 SC FlexDesign DB 120 WD14 + 60 + 45, Z912AMY0 SC FlexDesign MS 120 WD14 + 60 + 45, Z912BAY0 SC FlexDesign AG 120 60+60, Z912BBY0 SC FlexDesign BB 120 60+60, Z912BDY0 SC FlexDesign DB 120 60+60, Z912BMY0 SC FlexDesign MS 120 60+60, Z9801TWAY0 Twist Pad Flex, Anthracite Grey, Z9801TWBY0 Twist Pad Flex, Brushed Bronze, Z9801TWDY0 Twist Pad Flex, Deep Black, Z9801TWMY0 Twist Pad Flex, Metallic Silver, Z990AAY0 SC FlexDesign AG 90 WD 29 + 60, Z990ABY0 SC FlexDesign BB 90 WD 29 + 60, Z990ADY0 SC FlexDesign DB 90 WD 29 + 60, Z990AMY0 SC FlexDesign MS 90

Flex Design built-in oven, Intensive Steam, tap water connection with Slide & Hide® and Flex Control - changeable design elements with different colours to choose and Premium 6,8" Full Touch TFT Display. Easy to handle door that gently disappears under the oven and closes smoothly. Multipoint Meatprobe. Home Connect - control your oven via the App.

- ✓ Premium 6.8-inch Full Touch TFT Display: easy and intuitive interface for maximum comfort.
- ✓ Twist Pad Flex®: the easy-to-spin dial for effortless control of your Flex Control appliances.
- ✓ Flex Design: choose a finishing touch to match your kitchen's aesthetic – and change it up later!
- ✓ Seamless Combination with Flex Design: watch your favourite appliances blend together seamlessly.
- ✓ Slide & Hide®: the easy-to-handle oven door that slides away for unrestricted access.

Features

Technical Data

Built-in / Free-standing: Built-in
 Door opening: Drop down
 Required niche size for installation (HxWxD): 585-595 x 560-568 x 550 mm
 Dimensions: 595x596x548 mm
 Dimensions of the packed product (HxWxD):660x650x690 mm
 Control Panel Material: Glass
 Door Material: Glass
 Net weight: 43.4 kg
 Length electrical supply cord: 120 cm
 EAN code:4242004266334
 Fuse protection:16 A
 Voltage:220-240 V
 Frequency:50; 60 Hz
 Plug type:Gardy plug w/ earthing
 Usable volume (of cavity) - NEW (2010/30/EC):71 l
 Energy efficiency rating: A+
 Energy consumption per cycle conventional (2010/30/EC): 0.87 kWh/cycle
 Energy consumption per cycle forced air convection (2010/30/EC): 0.69 kWh/cycle
 Energy efficiency index (2010/30/EC):81.2 %
 Included accessories: 1 x enamel baking tray, 1 x grid, 1 x universal pan, 1 x steam container, punched, size XL, 1 x sponge, 1 x steam container, punched, size M, 1 x steam container, unpunched, size M, 1 x air fry & grill tray



WD 29 + 60, Z1365WX0 Wireless food thermometer, Z13CV06S0 Decor strip, Z1608DX0 Full ext rails, level independent, steam, Z1655CA0 Air Fry & Grill tray, Z166CAX0 SC FlexDesign mounting kit, Z7710X0 inlet and outlet hose extension

installation accessories

Z9060AY0 (SC)FlexDesign AG 60 Oven 60, Z9060BY0 (SC)FlexDesign BB 60 Oven 60, Z9060DY0 (SC)FlexDesign DB 60 Oven 60, Z9060MY0 (SC)FlexDesign MS 60 Oven 60, Z9075AY0 SC FlexDesign AG 75 WD 14 + 60, Z9075BY0 SC FlexDesign BB 75 WD 14 + 60, Z9075DY0 SC FlexDesign DB 75 WD 14 + 60, Z9075MY0 SC FlexDesign MS 75 WD 14 + 60, Z9098AY0 SC FlexDesign AG 98 60 + MW 38, Z9098BY0 SC FlexDesign BB 98 60 + MW 38, Z9098DY0 SC FlexDesign DB 98 60 + MW 38, Z9098MY0 SC FlexDesign MS 98 60 + MW 38, Z9105AY0 SC FlexDesign AG 105 60 + 45, Z9105BY0 SC FlexDesign BB 105 60 + 45, Z9105DY0 SC FlexDesign DB 105 60 + 45, Z9105MY0 SC FlexDesign MS 105 60 + 45, Z912AAY0 SC FlexDesign AG 120 WD14 + 60 + 45, Z912ABY0 SC FlexDesign BB 120 WD14 + 60 + 45, Z912ADY0 SC FlexDesign DB 120 WD14 + 60 + 45, Z912AMY0 SC FlexDesign MS 120 WD14 + 60 + 45, Z912BAY0 SC FlexDesign AG 120 60+60, Z912BBY0 SC FlexDesign BB 120 60+60, Z912BDY0 SC FlexDesign DB 120 60+60, Z912BMY0 SC FlexDesign MS 120 60+60, Z990AAY0 SC FlexDesign AG 90 WD 29 + 60, Z990ABY0 SC FlexDesign BB 90 WD 29 + 60, Z990ADY0 SC FlexDesign DB 90 WD 29 + 60, Z990AMY0 SC FlexDesign MS 90 WD 29 + 60

*N 90, BUILT-IN OVEN WITH STEAM FUNCTION, 60
X 60 CM, FLEX DESIGN
B69FY5CX0*

Features

- Combi-steam oven with 24 heating methods: Top/bottom heat, Full surface grill, Centre surface grill, Bread baking, Bottom heat, Low temperature cooking, Plate warming, Keep warm, Conventional heat gentle, Steaming, Reheat with steam, Dough proving, Defrost, Sous-vide cooking, Circo-roasting, Bread Baking Setting, warming, 4D Hot air, Top/bottom heat

Design

- Flex Design
- Touch control With steel trim
- Cavity inner surface: enamel anthracite

Features

- HomeConnect ready on WLAN
- Oven Assistant with Voice Control
- Control panel lock
- Automatic safety switch off
- Residual heat indicator
- Start button
- Door contact switch
- Full glass inner door

Cleaning

- EcoClean Direct: coating of ceiling, back panel, side liners
- EcoClean programme, Base Clean programme

Programmes/functions

- Temperature range 30 °C - 250 °C
- LED light, On/off button
- Electronic clock timer
- Slide&Hide® with rotating handle
- Water inlet system: Fixed connection
- Location of water tank: Outside cavity
- SoftClose, SoftOpen
- Heat reflective glass
- Triple glazed door glazed CoolTouch door
- Temperature proposal
- Actual temperature display
- Heating up indicator
- Temperature probe
- cookControl Plus
- Rapid heat
- steam boost - add for 3min intensive steam with a touch of a button.
- There are different steam intensities selectable: steam level high, steam level middle, steam level low
- Cooling fan
- Stainless-steel fan

Level independent telescopic rails

- 4 shelf positions
- 1 Clip rail, full extension, Stop function

Accessories

- 1 x enamel baking tray, 1 x steam container, punched, size M, 1 x steam container, punched, size XL, 1 x steam container, unpunched, size M, 1 x grid, 1 x sponge, 1 x universal pan, 1 x air fry & grill tray

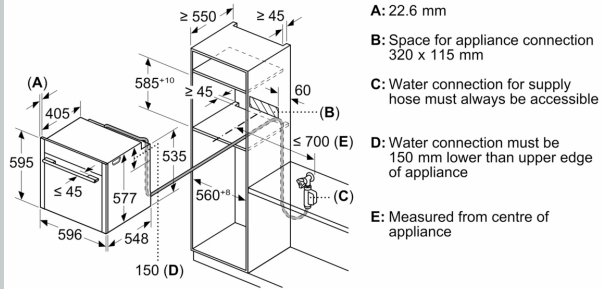
Performance/technical information

- Appliance dimension (hxwxh): 595 mm x 596 mm x 548 mm
- Niche dimension (hxwxh): 585 mm - 595 mm x 560 mm - 568 mm x 550 mm
- 120 cm Cable length
- Total connected load electric: 3.6 KW
- Usable length of water hose outside the appliance: 700mm
- Nominal voltage: 220 - 240 V
- Energy efficiency rating (acc. EU Nr. 65/2014): A+
- Energy consumption per cycle in conventional mode: 0.87 kWh
- Energy consumption per cycle in fan-forced convection mode: 0.69 kWh
- Number of cavities: Main cavity
- Heat source: electrical
- Cavity volume: 71 litre
- "For-details-on-installation-and-ventilation requirements – please refer to the installation manual prior to fitting."

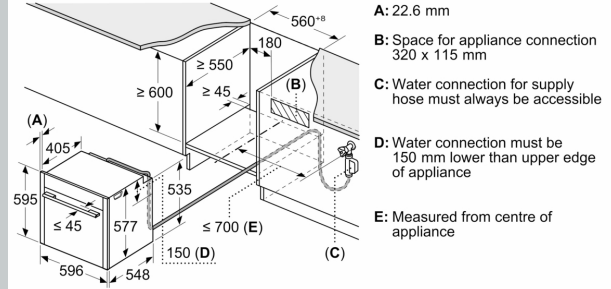
N 90, BUILT-IN OVEN WITH STEAM FUNCTION, 60 X 60 CM, FLEX DESIGN B69FY5CX0

Dimensioned drawings

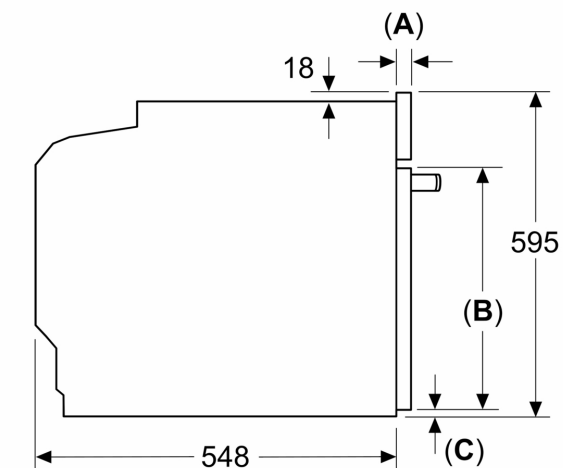
Measurements in mm



Measurements in mm

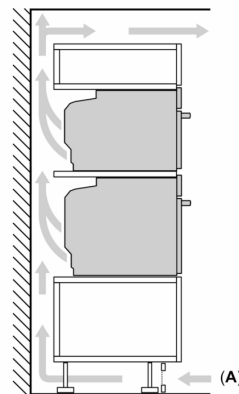


Measurements in mm



- A:** 22.6 mm
- B:** ≤ 487.5 mm
- C:** 7.5 mm

Installing two appliances on top of each other
Air exchange



A: Air inlet ≥ 200 cm²

Dimensioned drawings

If the appliance will be installed underneath a hob, the following worktop thicknesses (including substructure if necessary) must be taken into account.

Hob type	min. worktop thickness	
	fitted	flush
Induction hob	37 mm	38 mm
Full surface Induction hob	47 mm	48 mm
Gas hob	30 mm	38 mm
Electric hob	27 mm	30 mm